



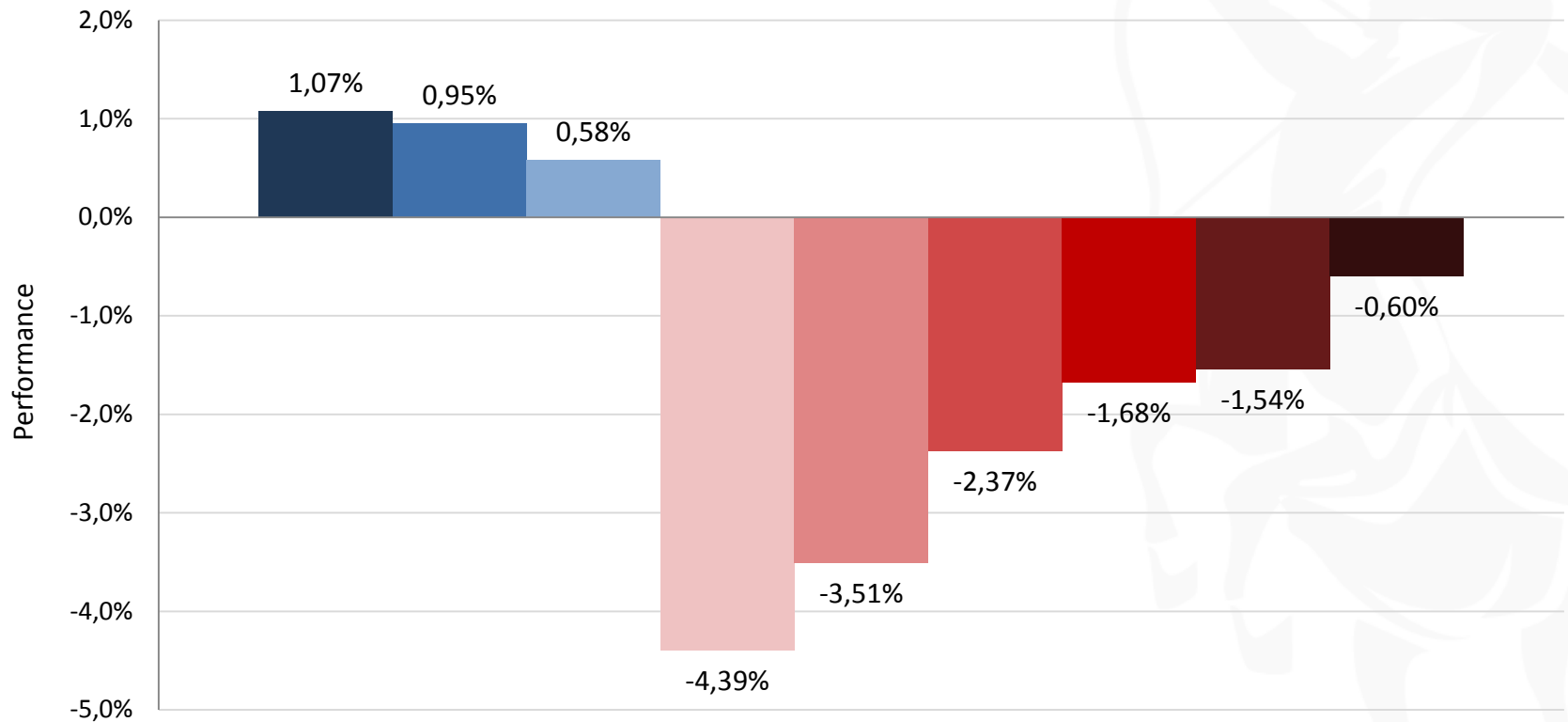
ALPHA CENTAURI

During recent market turmoil, stocks and bonds lost simultaneously for the first time since 20 years

- If stock/ bond correlation change will become permanent, investors have to find new diversification assets
- Three ideas from Alpha Centauri, which survived recent market turmoil

Investors have to find new diversification assets

Performance during recent market turmoil



■ Alpha Centauri Multi Premia Long/Short
 ■ STOXX 600
 ■ 10 yr. Bund

■ iSTOXX Europe Multi-Factor Market Neutral
 ■ SG Alt. Risk Premia Funds Index
 ■ iTRAXX Crossover TR

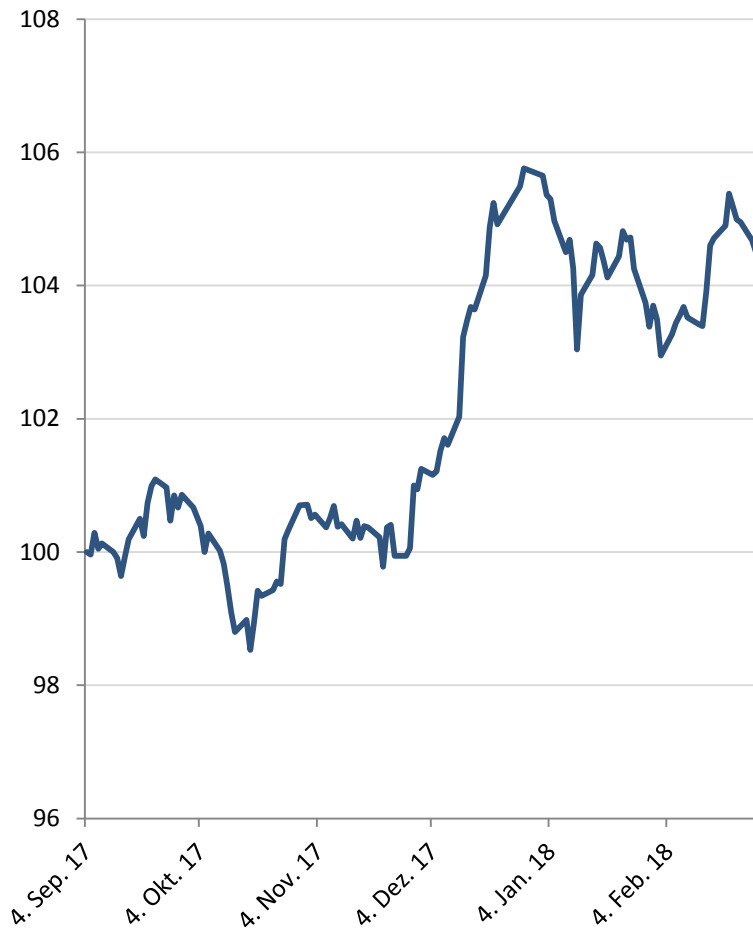
■ iSTOXX Europe Index Agg. M.Neutral
 ■ 10 yr. US Treasury
 ■ iBOXX Corporates

Source: Bloomberg, AC Calculations,
 Data: 10.01.2018 – 20.02.2018

Alpha Centauri
 Risk premia - Made in Germany

Alpha Centauri Multi-Premia Long Short Index

Performance since going live



How to invest

UCITS – Fonds
(LGT Platform)

Certificates
(various banks)



UCITS V

Treuhandvertrag
inklusive fondsspezifischem Anhang
und

Prospekt

ix. Dezember 2017

AC Equity Europe Long Short Fund

OGAW nach liechtensteinischem Recht
in der Rechtsform der Treuhänderschaft

(nächstfolgend der „OGAW“)

(Singlefonds)

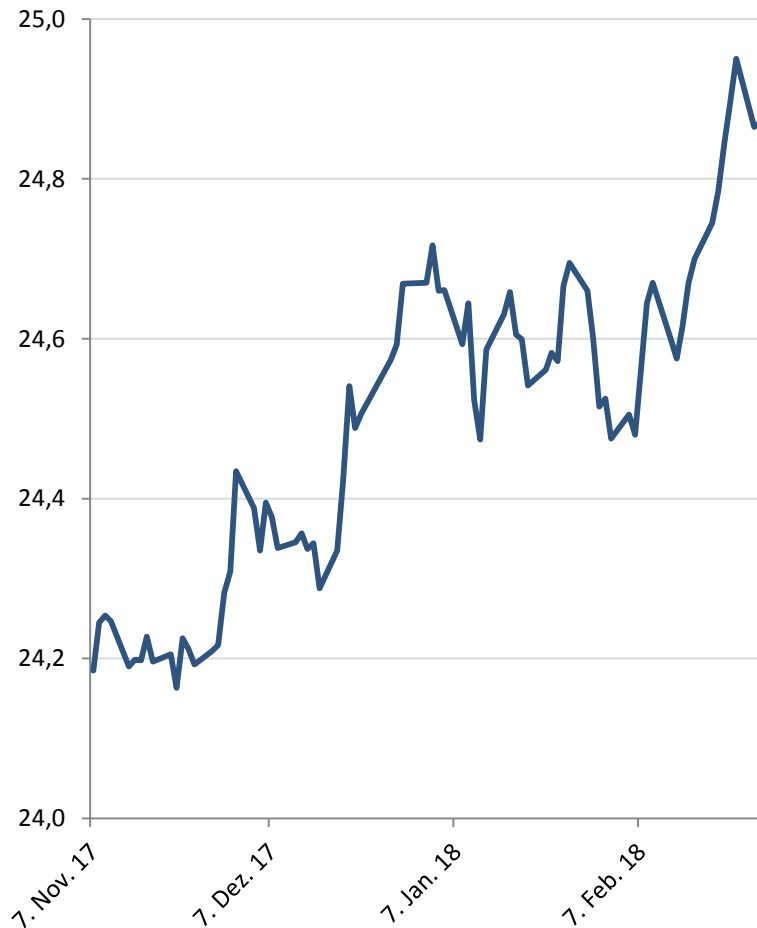


ISIN: LI0395449189

ISIN: on request

iSTOXX Europe Multi-Factor Market Neutral

Performance since going live



How to invest

Amundi ETF

MKTN FP Equity Report Page 1/5 Security Description: ETF

1) Profile 2) Performance 3) Holdings 4) Allocations 5) Organizational

AMUNDI ETF ISTXX EUR ML F-A Objective European Region
 AMUNDI ETF ISTOXX EUROPE MULTI-FACTOR MARKET NEUTRAL UCITS ETF is an open-end, UCITS compliant exchange traded fund incorporated in France. The Fund's objective is to replicate the performance of the iSTOXX Europe Multi-Factor Market Neutral Net Total Return Index through a swap-based replication methodology. [FIGI BBG00J3MJL90]

6) Comparative Returns COMP »		Bloomberg Classification	Appropriations
1 yr Tot Ret vs Index		Fund Type	Leverage
ISTOXX Index 2.7429		Asset Class	Actively Managed
MKTN FP Equity 2.8323		Strategy	Swap Based
		Geo. Focus Re	Derivatives Based
			Currency Hedged
			Replication Strategy
			Securities Lending

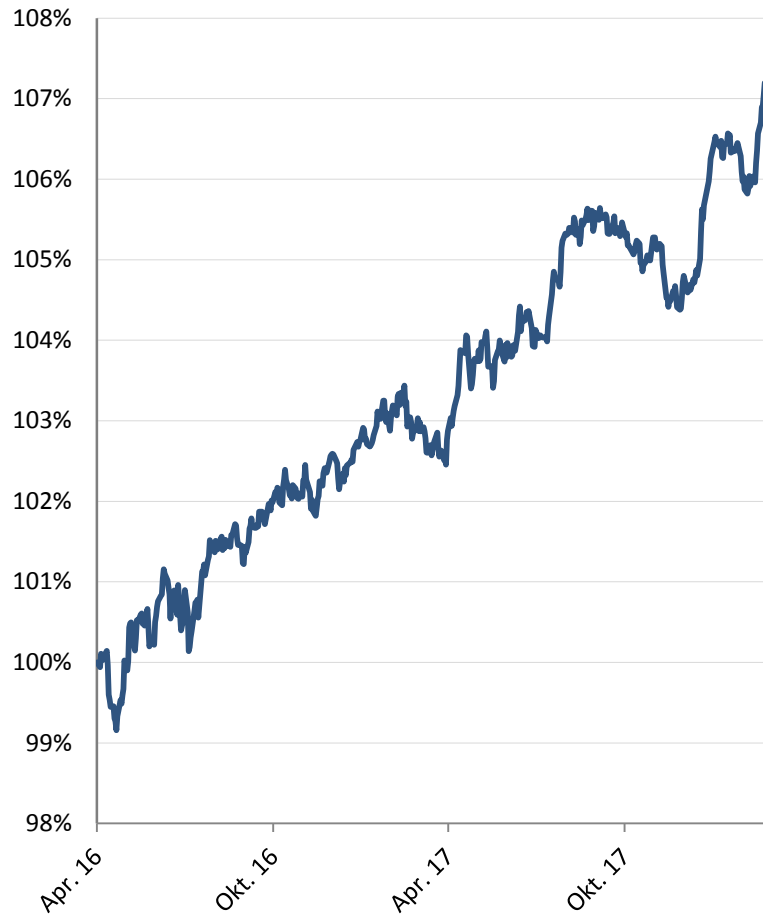
7) Price		Trading Data		Characteristics	
NAV	02/26/18 EUR 24.87	Bid Ask Spread	0.015	1) Und. Index	ISEXMETN
INAV	EUR 24.83	30D Avg Volume	22.5k	Index Weight	Not Applicab
Fund Percent Premium	0.040%	Implied Liquidity	N.A.	Px Track. Error	N.A.
52 Wk H	02/23/18 EUR 24.95	Market Cap	EUR 347.18M	NAV Track. Error	N.A.
52 Wk L	11/22/17 EUR 24.1478	Shares Out	14.0M	Inception Date	11/07/17
Options	No	Total Assets	EUR 345.54M	Expense Ratio	.550%

Australia 61 2 9777 8600 Brazil 5511 2395 9000 Europe 44 20 7330 7500 Germany 49 69 9204 1210 Hong Kong 852 2977 6000 Japan 81 3 3201 6900 Singapore 65 6212 1000 U.S. 1 212 318 2000 Copyright 2018 Bloomberg Finance L.P. SN 380329 H191-4619-1 27-Feb-18 10:59:51 CET GMT+1:00

Bloomberg: MKTN FP Equity

iSTOXX Europe Single Factor Aggregate

Excess Return since going live



How to invest

EUREX Futures



	iSTOXX® Europe Factor Index Futures	STOXX® Europe 600 Index Futures (FXXP)																								
Underlying index	iSTOXX® Europe Low Risk, Momentum, Quality, Size, Value, Carry	STOXX® Europe 600 Index																								
Index type	Net return index	Price index																								
Contract value	EUR 50 per index point																									
Tick value	EUR 5																									
Price quotation	In points with one decimal place																									
Minimum price change	0.1 index point																									
Contract months	Up to 9 months; 3 quarterly months																									
Settlement	Cash settlement, payable on the first exchange day following the final settlement day.																									
Final settlement price	Based on the average of the respective iSTOXX®/STOXX® index calculations from 11:50–12:00 CET.																									
Last trading day and final settlement day	Third Friday of each maturity month if this is an exchange day; otherwise the exchange day immediately preceding that day. Close of trading in the maturing futures on the last trading day is at 12:00 CET.																									
Continuous / TES	08:00–22:00 CET																									
Flexible contracts	Available																									
Minimum block trade size	1 contract	100 contracts																								
Fees	EUR 0.30 (order book), EUR 0.45 (off-book)																									
Vendor codes	<table border="0"> <tr> <td>Low Risk</td> <td>Momentum</td> <td>Quality</td> <td>Size</td> <td>Value</td> <td>Carry</td> </tr> <tr> <td>Eurex: FXFR</td> <td>Eurex: FXFM</td> <td>Eurex: FXFQ</td> <td>Eurex: FXFS</td> <td>Eurex: FXFV</td> <td>Eurex: FXFC</td> </tr> <tr> <td>BBG: XLR Index</td> <td>BBG: FXWA Index</td> <td>BBG: FXOA Index</td> <td>BBG: FXEA Index</td> <td>BBG: FXRA Index</td> <td>BBG: FKSA Index</td> </tr> <tr> <td>Reuters:0#FXFR</td> <td>Reuters:0#FXFM</td> <td>Reuters:0#FXFQ</td> <td>Reuters:0#FXFS</td> <td>Reuters:0#FXFV</td> <td>Reuters:0#FXFC</td> </tr> </table>	Low Risk	Momentum	Quality	Size	Value	Carry	Eurex: FXFR	Eurex: FXFM	Eurex: FXFQ	Eurex: FXFS	Eurex: FXFV	Eurex: FXFC	BBG: XLR Index	BBG: FXWA Index	BBG: FXOA Index	BBG: FXEA Index	BBG: FXRA Index	BBG: FKSA Index	Reuters:0#FXFR	Reuters:0#FXFM	Reuters:0#FXFQ	Reuters:0#FXFS	Reuters:0#FXFV	Reuters:0#FXFC	
Low Risk	Momentum	Quality	Size	Value	Carry																					
Eurex: FXFR	Eurex: FXFM	Eurex: FXFQ	Eurex: FXFS	Eurex: FXFV	Eurex: FXFC																					
BBG: XLR Index	BBG: FXWA Index	BBG: FXOA Index	BBG: FXEA Index	BBG: FXRA Index	BBG: FKSA Index																					
Reuters:0#FXFR	Reuters:0#FXFM	Reuters:0#FXFQ	Reuters:0#FXFS	Reuters:0#FXFV	Reuters:0#FXFC																					

Contact

Alpha Centauri

Ulf Füllgraf	+49 40 89 7273 18	uf@alpha-centauri.com
Benjamin Badel	+49 40 89 7273 21	bb@alpha-centauri.com
Ulrich Jungbauer	+49 40 89 7273 12	uj@alpha-centauri.com
Olaf Waltjen	+49 40 89 7273 23	ow@alpha-centauri.com

Disclaimer

This document is provided for your information only and does not represent an offer nor a solicitation to make an offer for purchase or sale of certain products. The validity of information and recommendations is limited to the time of creation of these documents and can be subject to changes depending on the market situation and your objectives. We recommend consulting your tax consultant or legal advisor before investing.

This document contains information obtained from public sources, which we deem to be reliable. However, we cannot guarantee the accuracy of such information.

Past performance cannot be regarded as an indicator of future performance. It should also be considered that the products presented under certain circumstances are not adequate in regard to the individual investment objectives, portfolio and risk structure for the respective investor.

Legal and tax subjects that may be resulting from these documents have to be regarded as nonbinding advice without exception which cannot replace a detailed counseling by your lawyer, tax consultant and / or auditor.

Please note that these documents are not directed to citizens of the United States of America and are not to be distributed in the United States of America.